



## ENDOCAM *Logic HD*

The Future is Logic

# The perspectives in vision



**ENDOCAM Logic HD** combines flexibility and versatility in a unique dimension. Sharpen your focus for brilliant images and a lot of smart options. The most advanced options reflect the latest technological development status. Future-proof concepts provide assurance that you will also be optimally equipped for the future.

## Highly developed dialog function

The dialog function permits automatic control of the light source through the camera. Users don't have to make any further adjustments – a decisive step toward more operating comfort.





### Versatile connection options

ENDOCAM Logic HD is configured for the Full HD image transmission standard. The platform also offers maximum flexibility in this area.

### Exceptional flexibility

ENDOCAM Logic HD permits adaptation of different sensor technologies: 3CCD, 1CCD, C-MOS. A needs-oriented selection of highly developed camera heads leaves absolutely nothing to be desired. You benefit from convenient digital technology,

newly developed sensor endoscopes with chip-on-the-tip technology and lots more. The camera concept is supplemented by smart LED light sources, efficient light guides and powerful monitors.

# Eye to eye with the future

Details in view, technology under control



## Overview for more control

Logic HD features fast and easy control of all functions. This is facilitated by the touch display on the unit and an on-screen display with intuitive and smart menu navigation.



## High-definition for brilliant details

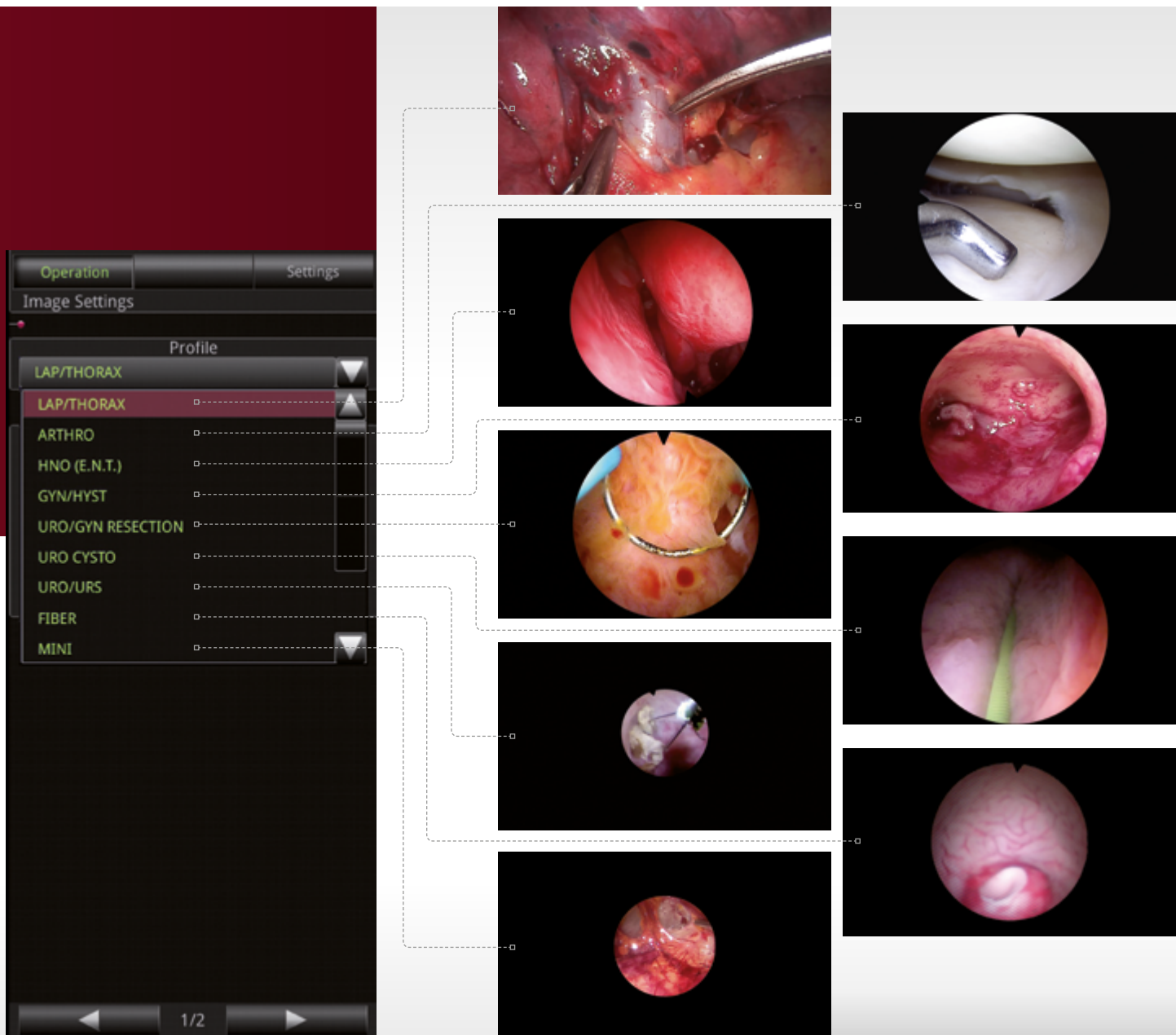
ENDOCAM Logic HD delivers pin-sharp images with maximum brightness and depth of detail.

## Profiles specialized for efficiency

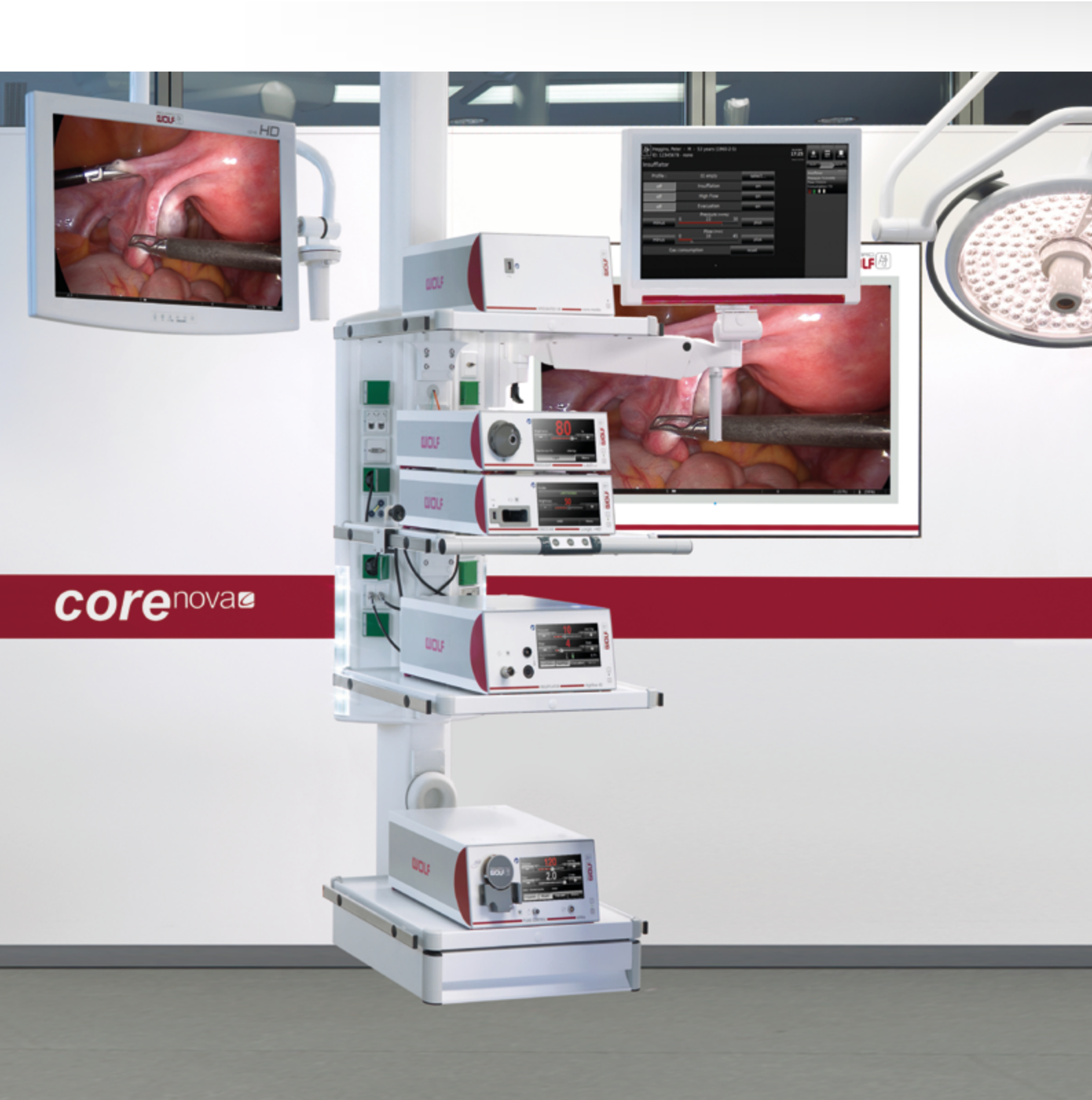
**ENDOCAM Logic HD** has a large number of preset application profiles that have been tested in clinical settings and can be quickly selected.

Specialization and easy handling create efficiency in every operating situation. Users are also able to specify a large number of settings them-

selves and define their own profiles. Menu navigation is carried out in a choice of different languages.



# Centerpiece in Digital OR – core



**core**nova



# core nova

## Perfection at every level

Richard Wolf understands what happens in the operating room (OR) and what is important. This information has enabled Richard Wolf to develop the **core nova** OR Integration System.

**core nova** is versatile, user-friendly, integrated and consistently different.

A function is only integrated in **core nova** if it can be applied intuitively and yields benefits in the operating room. In other words: **core nova** is the sum of all effective functions for an OR integration which knows about the things that really matter.

## ENDOLIGHT LED 2.2



## HighLights in the system

The automatic **ENDOLIGHT** light sources combine clear, intensive light with convenient application. The dialog link creates the ideal systems partner for **ENDOCAM Logic HD**.

The light sources operate almost silently and with very low operating costs. The LED lamp has a service life of approximately 30,000 hours.

# The system of the future

Focus on success with ENDOCAM Logic HD

## ENDOCAM Logic HD is different

Compared with previous systems, the digital processing is carried out in the camera head. This provides flexibility and optimizes signal transfer to the controller.

### 3CCD HDTV camera head

- Image format 16:9
- Maximum fidelity and image detail

### 1CCD HDTV camera head

- Image format 16:10
- Autoclavable
- Extremely low weight





**Pendulum camera head  
"PENDUAL", 1CCD HD  
format 5:4**

The pendulum housing ideal for resection can by a simple twist action be converted to an axial head (e.g. for rigid URS).



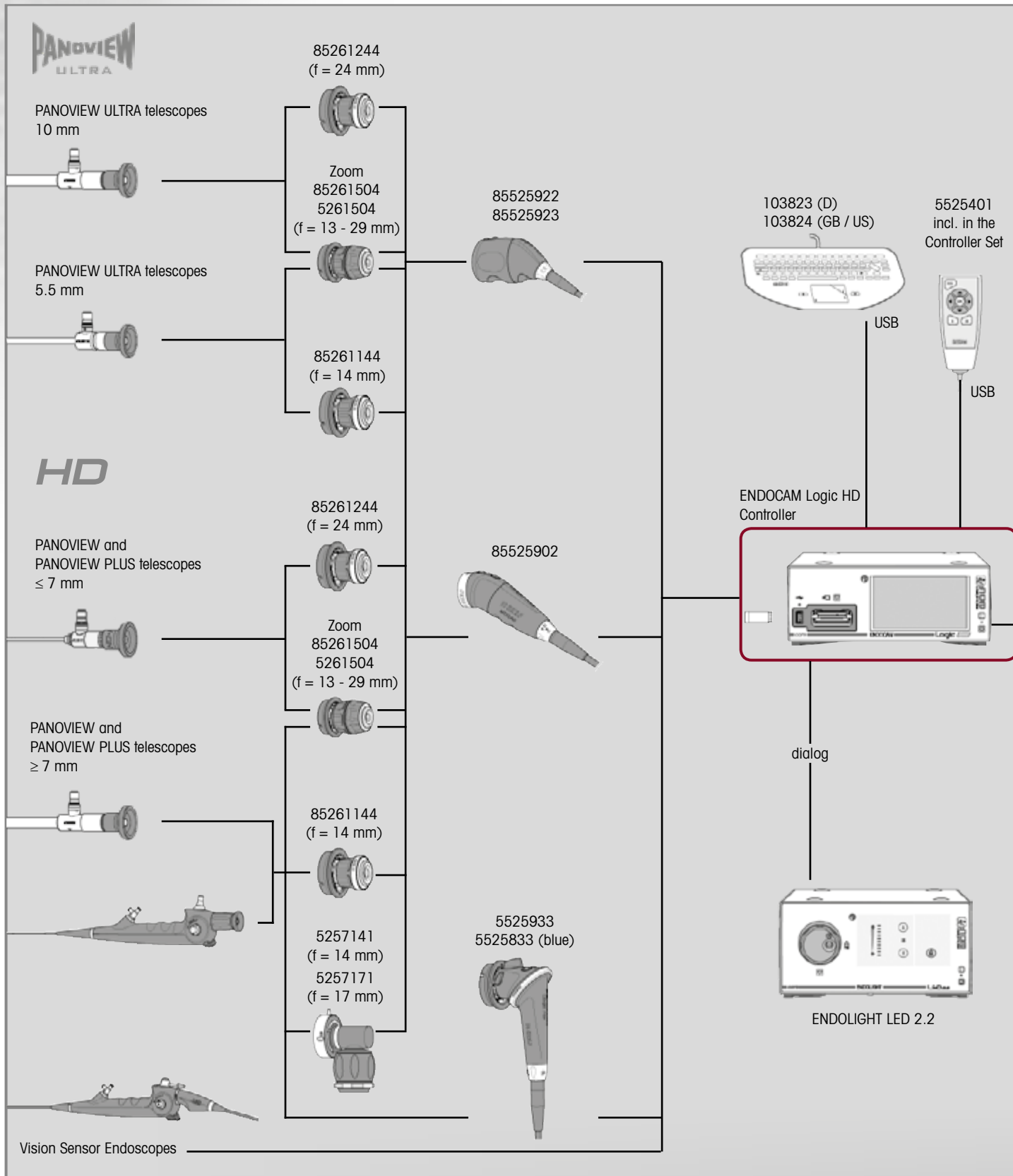
reddot design award  
winner 2012

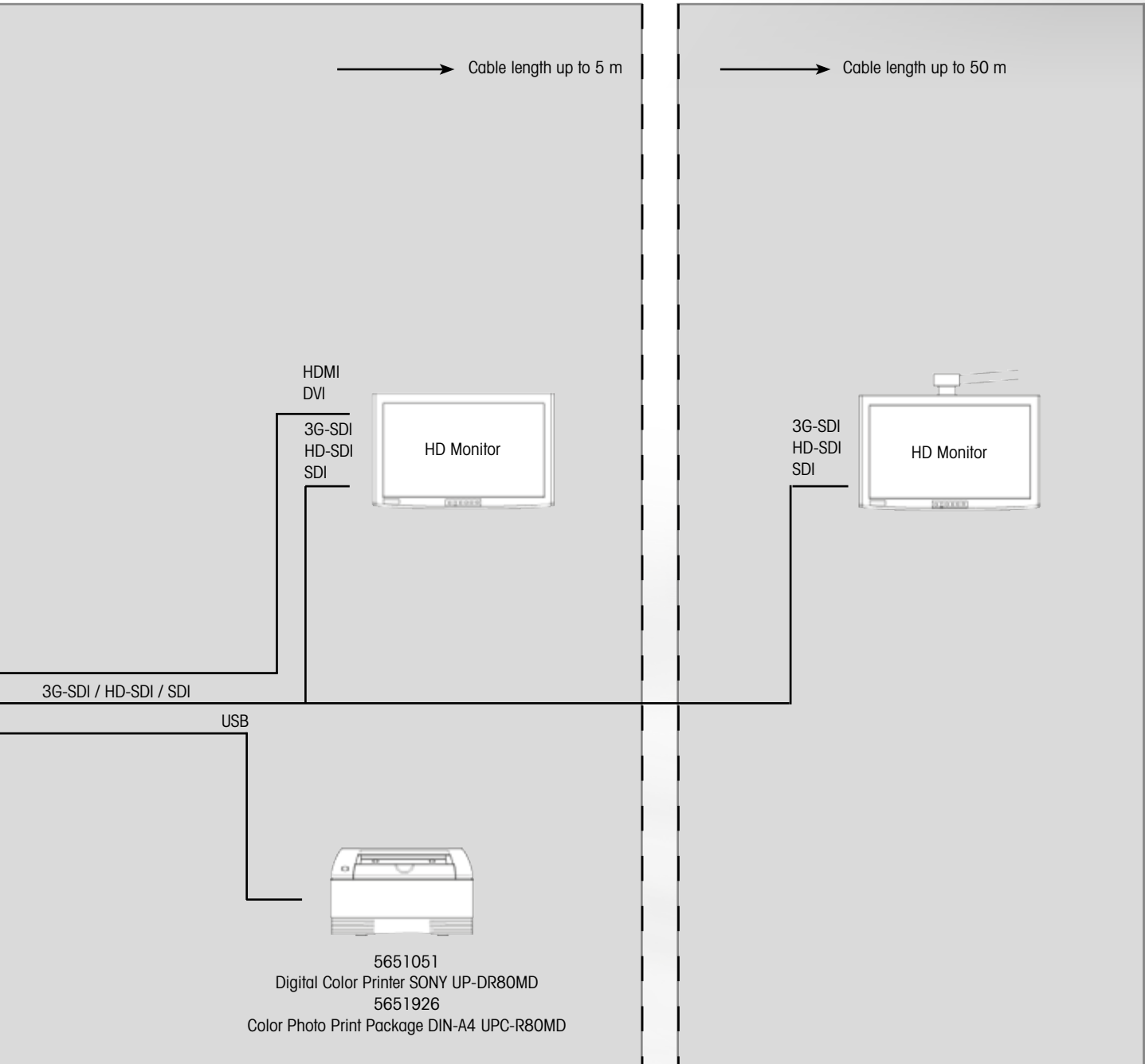
**Snap-on lock**

- For intuitive positioning of the lens on the endoscope
- Parfocal zoom lens 13–29 mm for maximum flexibility



# System overview





### Always in the picture, always up to date

USB-loadable firmware updates allow users to exploit new functions as they become available, quickly and conveniently. Single images can be saved directly to USB media in HD quality.

The print function provides high-quality printouts in A4 format with the system printer from SONY.



# Ordering data

ENDOCAM LOGIC HD Ordering data	
	<p><b>ENDOCAM LOGIC HD CONTROLLER SET</b>, comprising:                      ENDOCAM LOGIC HD Controller (552510x), remote control (5525401), USB flash MEMORY 8GB (56540028), CAN BUS Terminator (5590989), HDMI / DVI-D cable lockable 3.0 m (103843), power cable.</p> <p><b>Controller equipment versions:</b></p> <p>2x HDMI out ..... 55251011                      2x HDMI out / 2x 3G-SDI out ..... 55251051                      2x HDMI out / 2x 3G-SDI out / PIP in ..... 55251061                      2x HDMI out / 2x 3G-SDI out / Analog out ..... 55251071                      2x HDMI out / 2x 3G-SDI out / PIP in / Analog out ..... 55251081</p>
<p><b>3-CHIP and 1-CHIP camera head have the following common specifications:</b>                      C-Mount, digital image processing and digital signal transfer, 2 programmable camera head buttons, cable outlet angled, camera cable can be replaced by Service on site.</p>	
	<p><b>3-CHIP HD CAMERA HEAD ENDOCAM LOGIC HD</b>, autoclave, 3x 1/3 inch image sensor</p> <p>Cable length: 3 m ..... 85525922                      Cable length: 5 m ..... 85525923</p>
	<p><b>1-CHIP HD CAMERA HEAD ENDOCAM LOGIC HD</b>, autoclave, 1/3 inch image sensor</p> <p>Cable length: 3 m ..... 85525902</p>
	<p><b>PENDULUM HD camera head ENDOCAM LOGIC HD</b>, twist housing providing two operating modalities:                      1: Pendulum camera head, 2: straight camera head, integrated lens f = 17 mm, freely rotating snap-on lock with latch function, 1/3 inch image sensor, digital image processing and digital signal transfer, two programmable camera head buttons, camera cable can be replaced by Service on site.</p> <p>Cable length: 3 m ..... 5525933</p>
	<p>For universal use</p> <p><b>RIWO Zoom Lens, f = 13 – 29 mm</b>, with C-mount thread and snap-on lock, disinfected and autoclavable, f = 13 – 29 mm, optimized for 1/3" image sensors ..... 85261504</p>
	<p>Use for endoscopes with  <math>\varnothing \geq 7</math> mm</p> <p><b>RIWO Lens, f = 24 mm</b>, with C-mount thread and snap-on lock, disinfected and autoclavable, f = 24 mm, optimized for 1/3" image sensors ..... 85261244</p>
	<p>Use for endoscopes with  <math>\varnothing &lt; 7</math> mm</p> <p><b>RIWO Lens, f = 14 mm</b>, with C-Mount thread and snap-on lock, disinfected and autoclavable, f = 14 mm, optimized for 1/3" image sensors ..... 85261144</p>
	<p><b>ENDOLIGHT LED 2.2 complete</b>                      consisting of ENDOLIGHT LED 2.2 (5164001), Patch cable, RJ45 SFTP, 0.5 m (72325378) and power cable (2440.03) ..... 51640011</p>

Specifications subject to change without notice.

A 668.XI.18.en.4