



WHY CHOOSE HAEMOBAND PLUS

IF YOU ARE A DISTRIBUTOR

- ☞ Pricing arrangements made individually to suit your circumstances
- ☞ Gain the competitive edge with our product's unique features

IF YOU ARE A CUSTOMER

- ☞ We are happy to sell directly if there is no distributor in your area
- ☞ We are happy to arrange shipping on your behalf, let us do the work!

IF YOU ARE A PHYSIAN

- ☞ Features included specifically to simplify procedure as much as possible for the user
- ☞ Requires only 1 user with the dual action feature

IF YOU ARE A PATIENT

- ☞ Cut your amount of visits- up to 3 haemorrhoids treated within 1 procedure
- ☞ Minimise procedure times and number of follow-up treatments

FOR MORE INFORMATION ON THE

THE REVOLUTIONARY MULTI-BAND LIGATOR

THE MOUNT BUSINESS PARK
2 WOODSTOCK LINK
BELFAST BT6 8DD
NORTHERN IRELAND

T: +44 (0)28 9073 7281
F: +44(0)28 9073 7282
info@haemobandsurgical.com
www.haemobandsurgical.com

Distributør:

KEBOMED

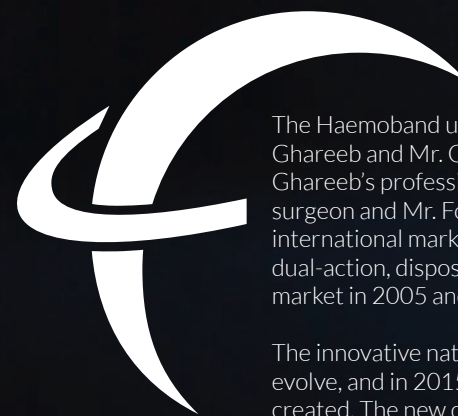
Formervangen 5, DK-2600 Glostrup
(+45) 36398080, info@kebomed.dk
www.kebomed.dk



**THE REVOLUTIONARY
MULTI-BAND LIGATOR
JUST GOT BETTER**



Having been **designed by surgeons** for surgeons, we thought it was time to get the **feedback from the surgeons** who used the Haemoband. This feedback led to **a number of improvements** that will lead to even better results. From these improvisations the **Haemoband PLUS** was born.



The Haemoband unit was the brainchild of Mr. Essam Ghareeb and Mr. Colin Foster. The combination of Mr. Ghareeb's profession as a lower gastrointestinal surgeon and Mr. Foster's vast experience in the international marketplace brought the first preloaded, dual-action, disposable multi-ligator to the global market in 2005 and has since proved a success.

The innovative nature of the product continued to evolve, and in 2015 the 'Haemoband PLUS' was created. The new design includes individually moulded bands, a trigger guideline, and a transparent nozzle—along with a new striking colour scheme. These new additions bring increased benefits to the product while maintaining its loyal reputation in the medical market.

Transparent
nozzle for better
visibility

Slim 120mm
insertion probe

Pre-loaded with 4 green
individually moulded bands.
The deep nozzle offers
optimum suction pressure
for more accurate banding.

THE NEW DESIGN INCLUDES:

- ☛ GREEN MOULDED BANDS
These have been individually moulded rather than mass produced, meaning they are exactly 'fit' for purpose
- ☛ A TRIGGER GUIDELINE
A stepped line has been included on the trigger to guide the user throughout each stage of application
- ☛ A TRANSPARENT NOZZLE
The clarity of the new tip maximises visibility throughout the procedure

Innovative multi-action handle
controls suction, fires and
reloads bands. A new stepped
line guides the user through
each stage of application.



KEY BENEFITS:

Clinically more efficient

Haemoband is very clinically efficient. Its multi-action handle means you only need one hand to control section and release and reload bands. This leaves your other hand free to hold a proctoscope and means you can work alone. The design of Haemoband also allows for much more accurate applications, reducing the need for additional procedures.

Easier and faster

Because the gun is pre-loaded, already clean and can be used single-handed, the time taken for a typical ligation procedure can be reduced from 20 minutes to between 2 and 4 minutes for the banding of up to 3 haemorrhoids. This not only improves patient comfort considerably, but its disposability negates the risk of cross-contamination.


Ready to use

The Haemoband gun is ready to use straight from the airtight, clean bag. There are no spare parts to lose, find or fit and the only extra equipment you need is a proctoscope and standard hospital suction.

Cost effective

The Haemoband is one of the most cost effective multi-ligators on the market. Its disposability means that there is no need for sterilisation equipment and no need to invest in costly permanent tools.

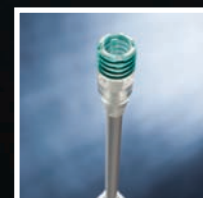
HOW TO USE:



Step 1- Attach suction using the universal applicator at the bottom of the handle



Step 2- Press the trigger to the first marked line to induce suction- this will draw the desired tissue into the nozzle



Step 3- When tissue is secured, press the trigger to its final position- this will release the band onto the targeted haemorrhoid



Step 4- Release! When trigger is completely depressed a new band will automatically be reloaded ready for the next band application